






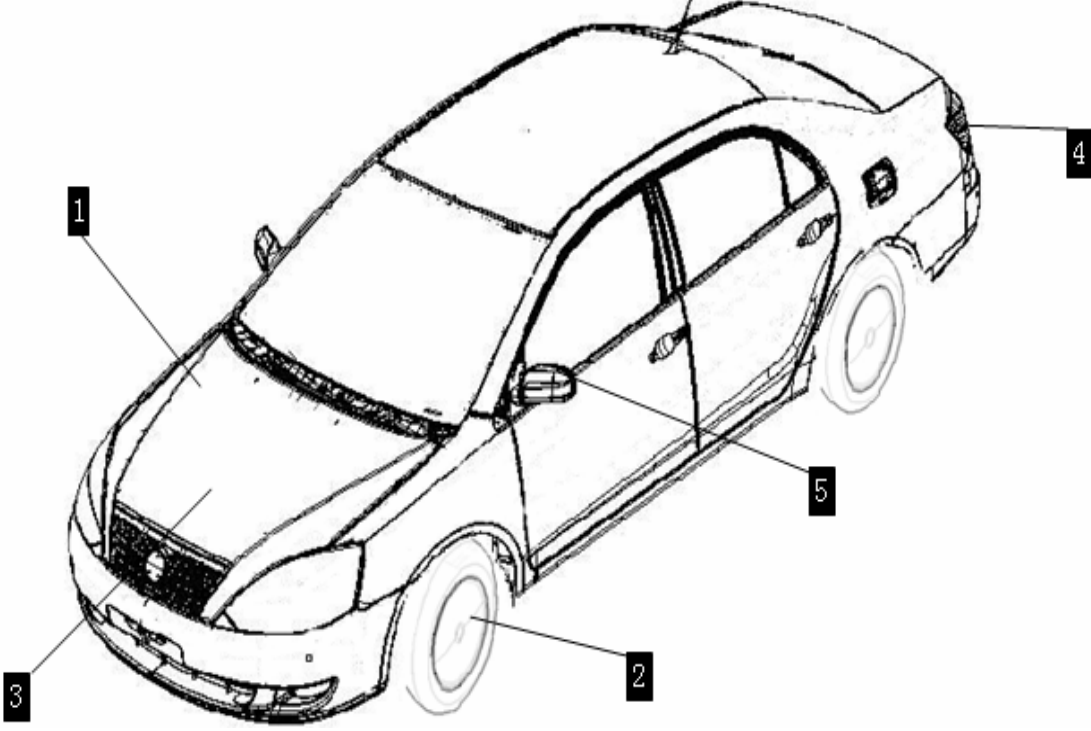
GEELY

PARTS CATALOG

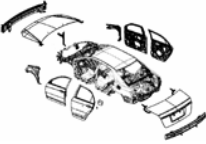



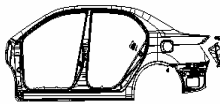
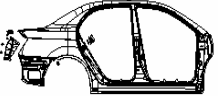
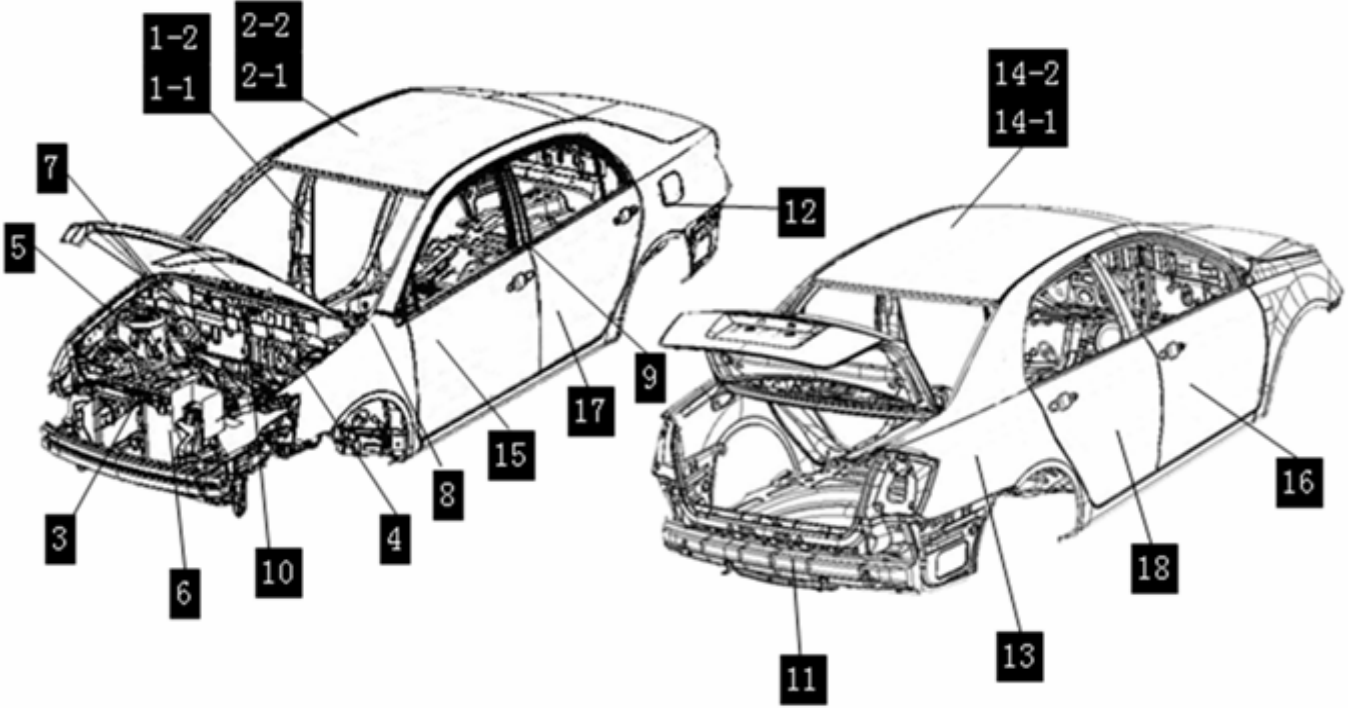

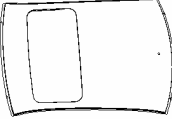
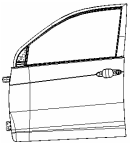
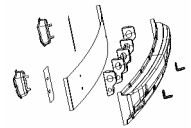
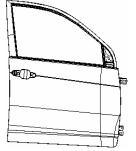

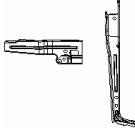
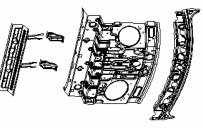


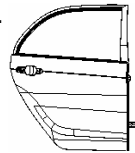
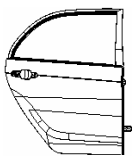


November 2008




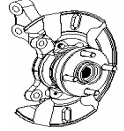


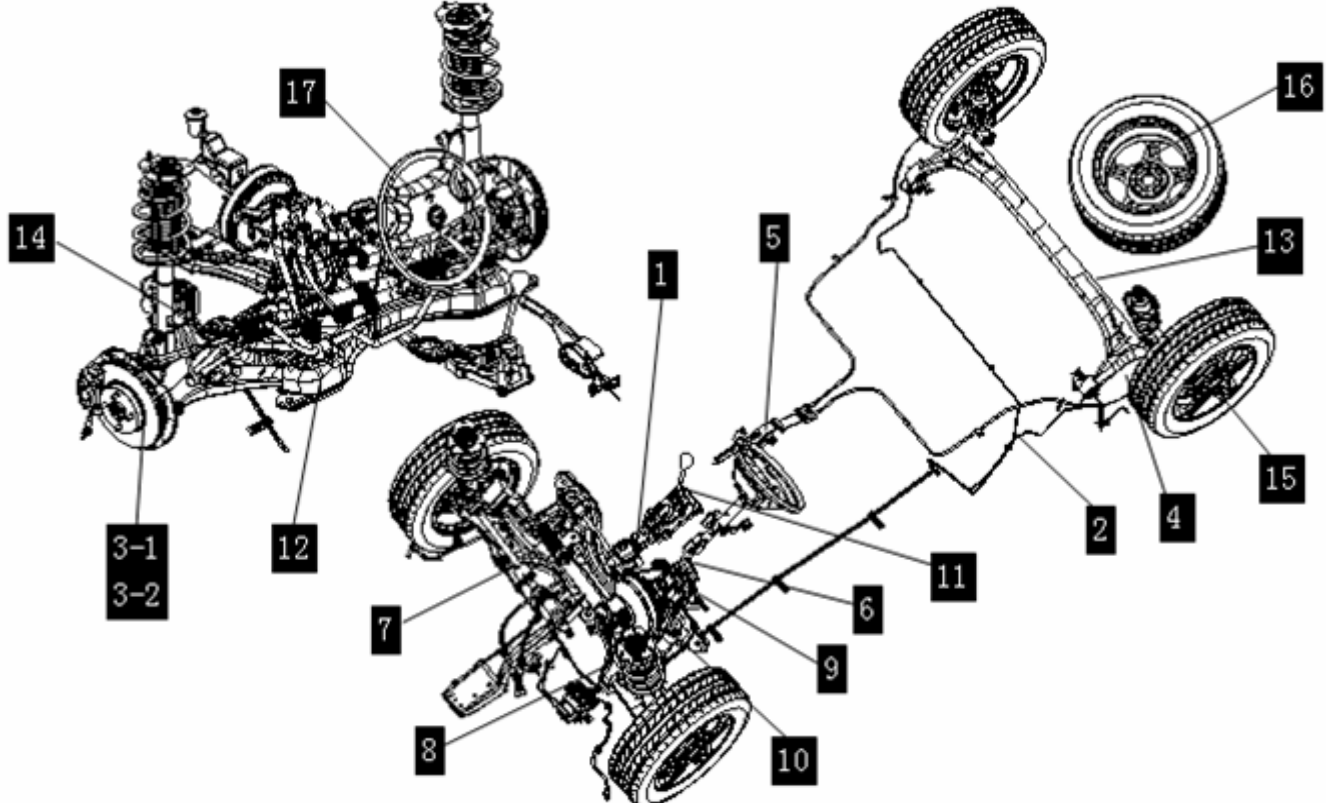











PICTURE INDEX

PICTURE INDEX	BODY PART	CHASSIS PART	POWER PART	ELETRICITY PART	TRIM PART	
	 1	 2	 3	 4	 5	
						

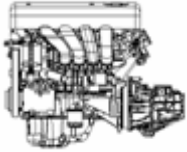



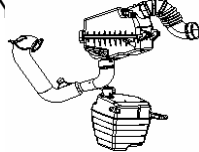
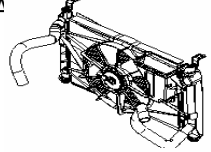
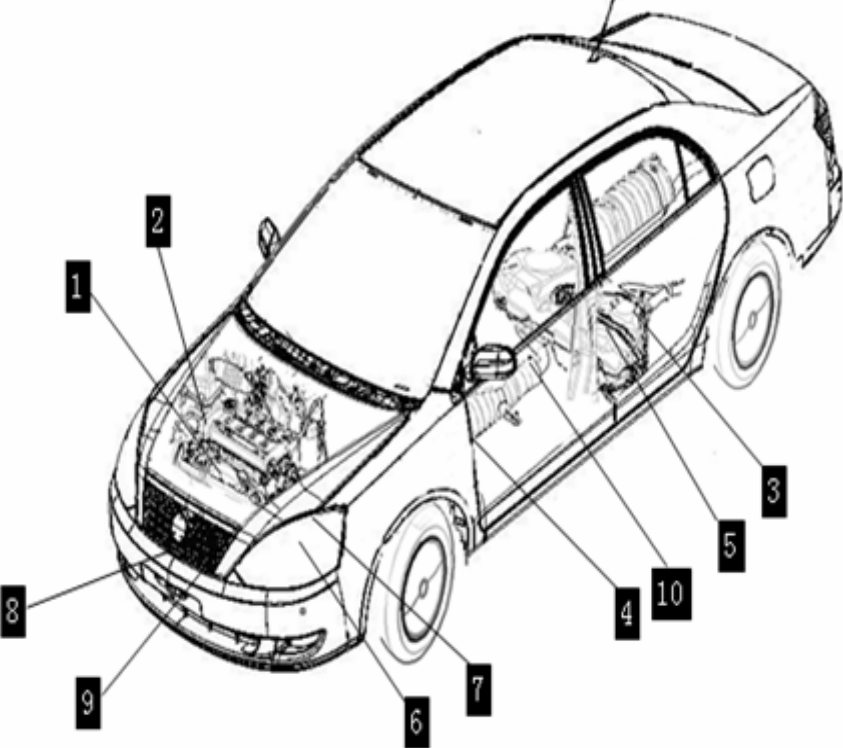

PICTURE INDEX

<p style="text-align: center;">2000 BODY PART</p>	<p>2010 BODY ASSY.</p>  <p style="text-align: right;">1-1</p>	<p>2020 FRAME ASSY.</p>  <p style="text-align: right;">2-1</p>	<p>2030 ENGINE COMPARTMENT</p>  <p style="text-align: right;">3</p>	<p>2040 RADIATOR ASSY.</p>  <p style="text-align: right;">6</p>	<p>2050 LEFT WALL ASSY</p>  <p style="text-align: right;">12</p>	<p>2060 RIGHT WALL ASSY.</p>  <p style="text-align: right;">13</p>
						<p>2070 COPING ASSY.</p>  <p style="text-align: right;">14-1</p>
						<p>2080 COPING ASSY.(SUNROOF)</p>  <p style="text-align: right;">14-2</p>
						<p>2090 LF DOOR ASSY.</p>  <p style="text-align: right;">15</p>
<p>2180 REAR BUMPER FRAME ASSY.</p>  <p style="text-align: right;">2</p>						<p>2100 FR DOOR ASSY.</p>  <p style="text-align: right;">16</p>
<p>2170 FRONT BUMPER FRAME</p>  <p style="text-align: right;">2</p>	<p>2160 RADIATOR BRACKET ASSY.</p>  <p style="text-align: right;">21</p>	<p>2150 TRUNK MAIN COVER ASSY.</p>  <p style="text-align: right;">20</p>	<p>2140 TRUNK COVER ASSY.</p>  <p style="text-align: right;">19</p>	<p>2130 ENGINE HOOD ASSY.</p>  <p style="text-align: right;">18</p>	<p>2120 RR DOOR ASSY.</p>  <p style="text-align: right;">18</p>	<p>2110 LR DOOR ASSY.</p>  <p style="text-align: right;">17</p>








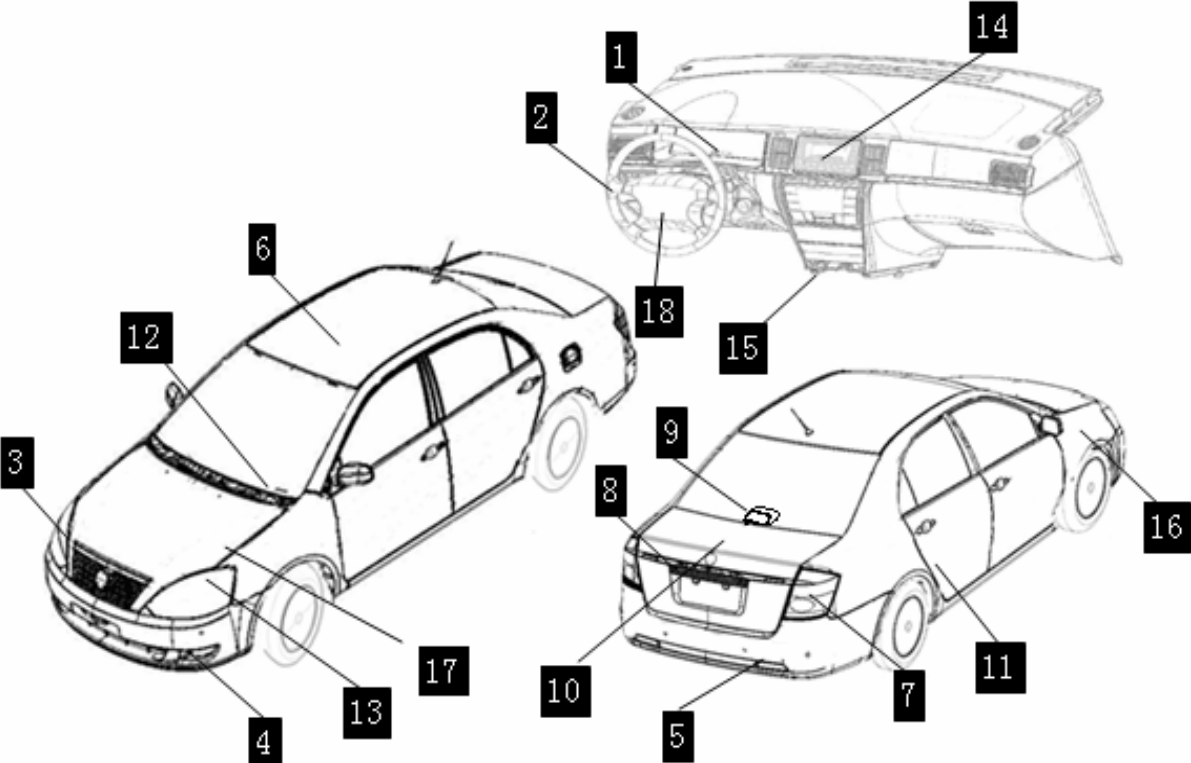









PICTURE INDEX

<p>4000 CHASSIS PART</p>	<p>4010 BRAKE FOOTPLATE ASSY.</p>  <p style="text-align: right;">1</p>	<p>4020 BRAKE LINE ASSY.</p>  <p style="text-align: right;">2</p>	<p>4030 STEERING KNUCKLE ASSY.</p>  <p style="text-align: right;">3-1</p>	<p>4040 FRONT WHEEL HUB ASSY.</p>  <p style="text-align: right;">3-2</p>	<p>4050 REAR WHEEL HUB ASSY.</p>  <p style="text-align: right;">4</p>	<p>4060 PARK BRAKE ASSY.</p>  <p style="text-align: right;">5</p>
						<p>4070 STEERING DRIVE ASSY.</p>  <p style="text-align: right;">6</p>
						<p>4080 EPS ASSY.</p>  <p style="text-align: right;">7</p>
						<p>4090 EPS PIPELINE ASSY.</p>  <p style="text-align: right;">8</p>
						<p>4100 FOOTPLATE ASSY.</p>  <p style="text-align: right;">9</p>
<p>4180 STEERING WHEEL ASSY.</p>  <p style="text-align: right;">17</p>	<p>4160 WHEEL ASSY.</p>  <p style="text-align: right;">15</p>	<p>4150 DRIVE SHAFT ASSY.</p>  <p style="text-align: right;">14</p>	<p>4140 REAR SUSPENSION ASSY.</p>  <p style="text-align: right;">13</p>	<p>4130 FRONT SUSPENSION ASSY.</p>  <p style="text-align: right;">12</p>	<p>4120 GEARSHIFT CONTROL ASSY.</p>  <p style="text-align: right;">11</p>	<p>4110 CLUTCH CONTROL ASSY.</p>  <p style="text-align: right;">10</p>





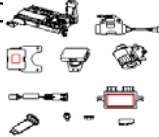

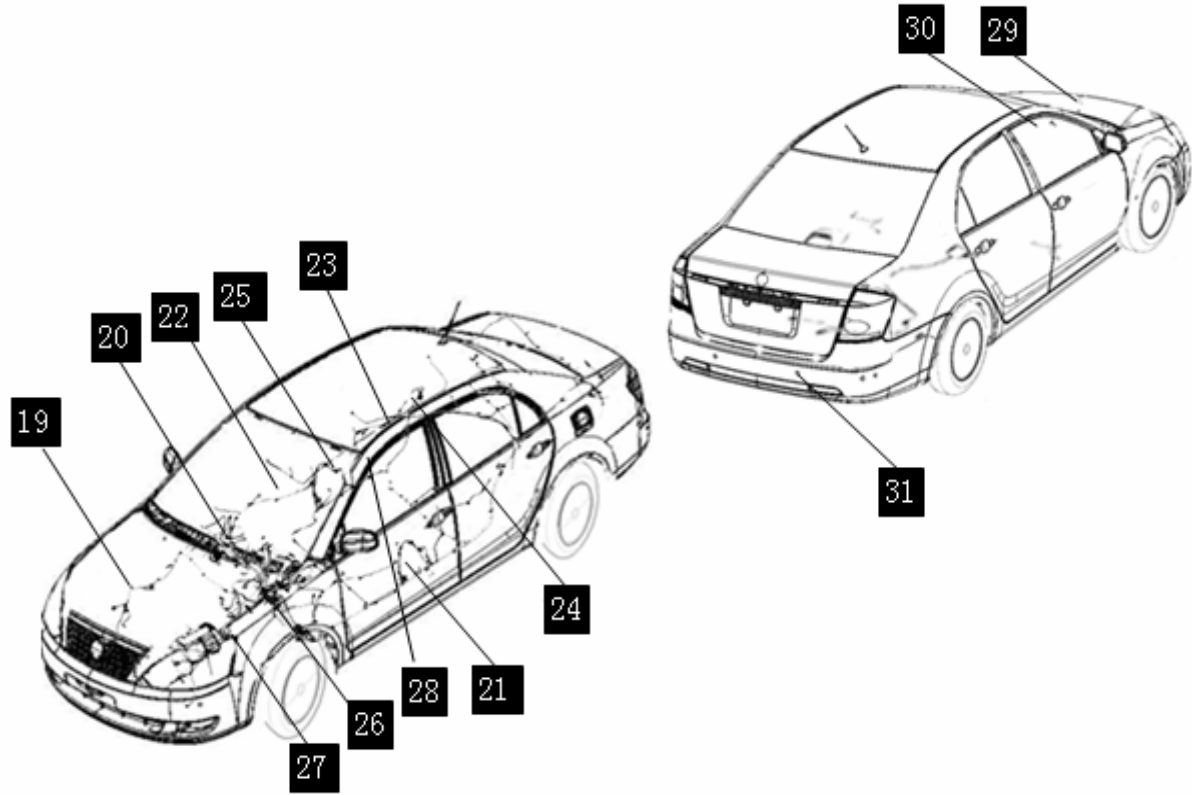


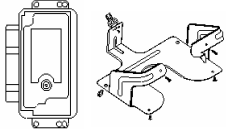
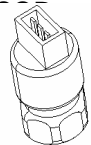
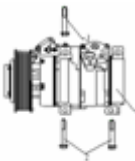

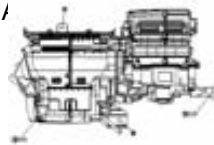

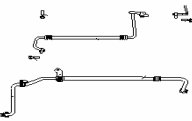

PICTURE INDEX

6000 POWER PART	6010 ENGINE ASSY.  1	6020 ENGINE MOUNTING ASSY.  2	6030 GASOLINE TANK DEVICE  3	6040 FUEL LINE ASSY.  4	6050 INTAKE S)  6	6080 COOLING A  8
						6100 EXHAUST SYSTEM  10

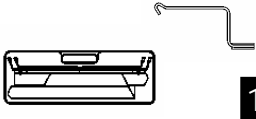
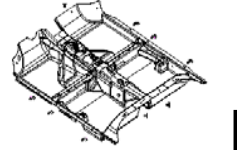
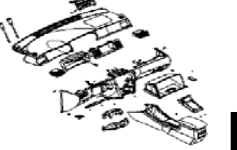


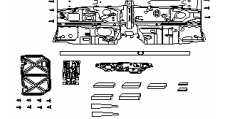
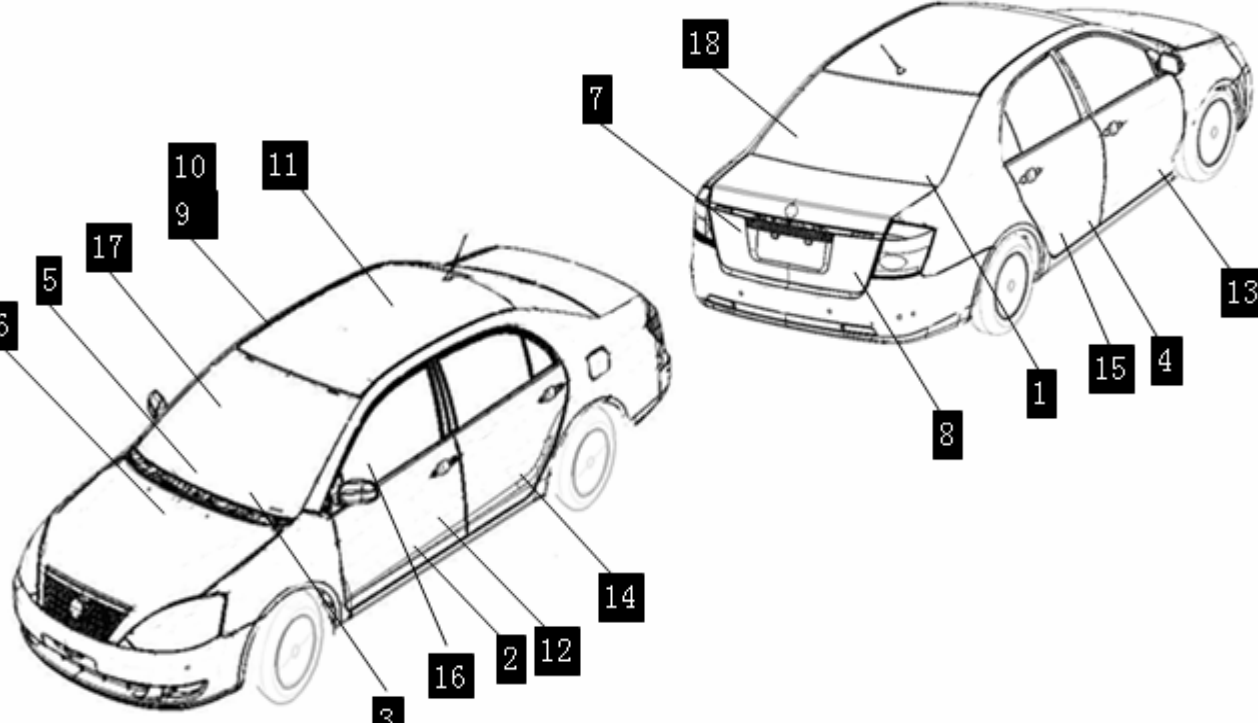
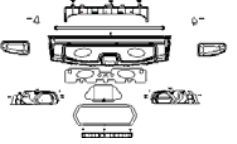
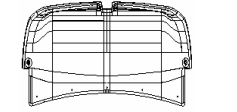
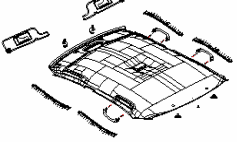

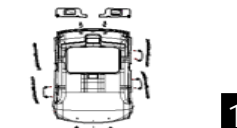



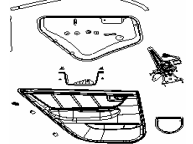


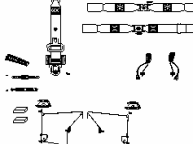
PICTURE INDEX

<p>7000 ELETRICITY PART</p>	<p>7010 COMBINATION METER</p>  <p>1</p>	<p>7020 ELETRICITY SWITCH</p>  <p>2</p>	<p>7030 FRONT LAMP ASSY.</p>  <p>3</p>	<p>7040 FRONT FOGLIGHT ASSY.</p>  <p>4</p>	<p>7050 REAR FOGLIGHT ASSY.</p>  <p>5</p>	<p>7060 INTERIOR DOME LAMP</p>  <p>6</p>
<p>7210 DOOR WIRING HARNESS ASSY.</p>  <p>21</p>						<p>7070 REAR LAMP ASSY.</p>  <p>7</p>
<p>7200 I/P WIRING HARNESS ASSY.</p>  <p>20</p>						<p>7080 LICENSE PLATE LAMP</p>  <p>8</p>
<p>7190 WIRING HARNESS ASSY.</p>  <p>19</p>						<p>7090 HIGH-MOUNTED BRAKE LAMP</p>  <p>9</p>
<p>7180 SRS</p>  <p>18</p>						<p>7100 TRUNK LAMP</p>  <p>10</p>
<p>7170 BATTERY & BRACKET ASSY.</p>  <p>17</p>						<p>7160 HORN ASSY.</p>  <p>16</p>

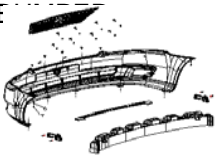
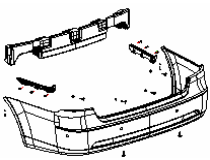
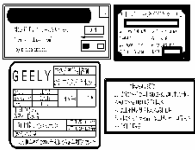
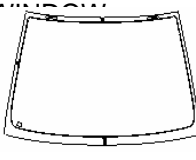

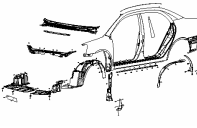
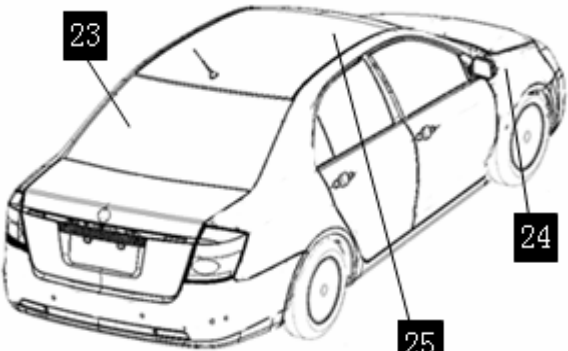
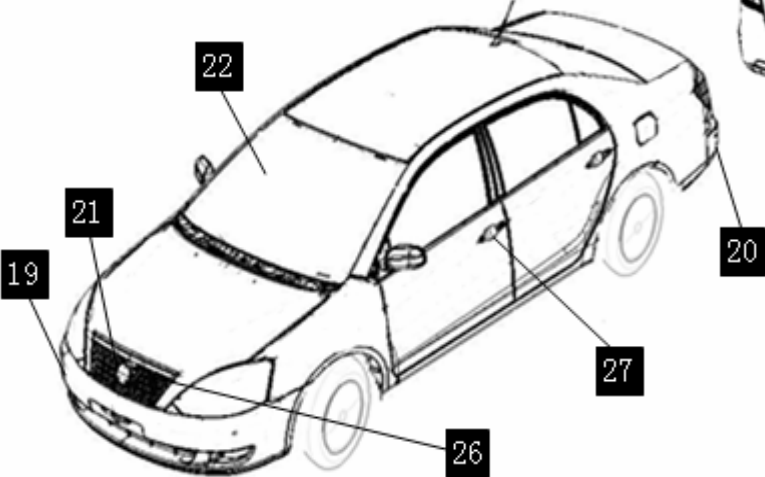



PICTURE INDEX

<p>7000 ELETRIC PART</p>	<p>7220 REAR WIRING ASSY.</p>  <p style="text-align: right;">24</p>	<p>7230 ABS ELETRIC</p>  <p style="text-align: right;">26</p>	<p>7240 STARTER WIRE ASSY.</p>  <p style="text-align: right;">27</p>	<p>7250 FUSE BOX</p>  <p style="text-align: right;">29</p>	<p>7260 BODY CC</p>  <p style="text-align: right;">30</p>	<p>7270PARK BRAKE AND RADAR</p>  <p style="text-align: right;">31</p>
						<p>7280 START ASSY.</p> 
						<p>7290 ENGINE V</p> 
						<p>7300 ENINGNE ECU</p> 
						<p>7310 SPEED SEN</p> 
<p>7410 COMPRESSOR ASSY.</p> 	<p>7400 A/C MAINFRAME ASSY.</p> 	<p>7390 A/C M/</p> 	<p>7380 CONDENSER</p> 	<p>7370 A/C PIPELINE SYSTEM</p> 	<p>7360 A/C CONTROL SYSTEM</p> 	

PICTURE INDEX

<p>8000 TRIM PART- INTERIOR TRIM</p>	<p>8010 TOOLS AND ACCESSORY</p>  <p>1</p>	<p>8020 FLOOR TRIM</p>  <p>2</p>	<p>8030 PANEL ASSY.</p>  <p>3</p>	<p>8040 SIDE WALL</p>  <p>4</p>	<p>8050 PANEL FRAME ASSY.</p>  <p>5</p>	<p>8060 SOUND & HEAT INSULATION</p>  <p>6</p>
						<p>8070 TRUNK TRIM</p>  <p>7</p>
						<p>8080 TRUNK COVER TRIM</p>  <p>8</p>
						<p>8090 TOP TRIM</p>  <p>9</p>
<p>8180 REAR SEAT</p>  <p>18</p>						<p>8100 COPING TRIM (ROOF)</p>  <p>10</p>
<p>8170 FRONT SEAT</p>  <p>17</p>	<p>8160 DRIVER SEAT</p>  <p>16</p>	<p>8150 RR DOOR TRIM</p>  <p>15</p>	<p>8140 LR DOOR TRIM</p>  <p>14</p>	<p>8130 RF DOOR TRIM</p>  <p>13</p>	<p>8120 LF DOOR TRIM</p>  <p>12</p>	<p>8110 SAFETY BELT</p>  <p>11</p>

PICTURE INDEX

<p>8000 TRIM PART-EXTERIOR TRIM</p>	<p>8190 FRONT</p>  <p>19</p>	<p>8200 REAR BUMPER</p>  <p>20</p>	<p>8210 MANY PLATE</p>  <p>21</p>	<p>8220 FRONT WINDOW</p>  <p>22</p>	<p>8230 REAR WINDOW</p>  <p>23</p>	<p>8240 TRIM AND ACCESSORY</p>  <p>24</p>
	 					<p>8250 SUNROOF FIXING</p>  <p>25</p>
						<p>8260 ENGINE COVER</p>  <p>2</p>
						<p>8270 KEY</p>  <p>27</p>